








Instructions for 252W ①

① Arm part




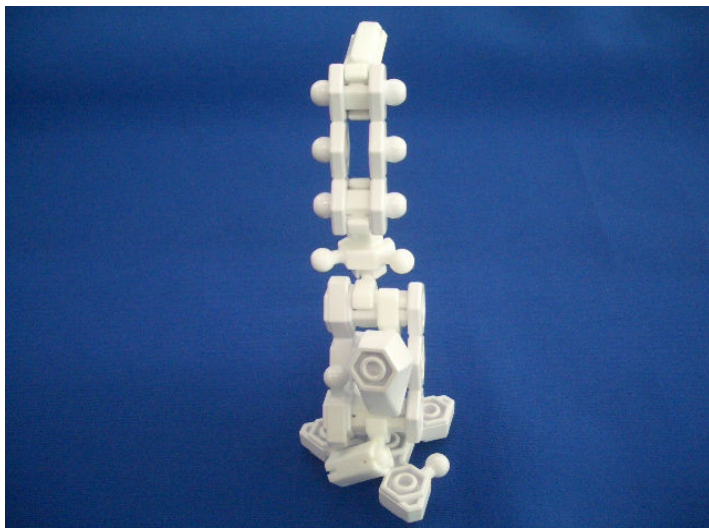

② Head part




③ Connect the arms to the head part.

Instructions for 252W ②



④ Leg part




⑤ Hip part




Instructions for 252W ③



⑥ Connect the legs to the hip part.



⑦ Joint the upper part and lower part.



Completion!!

